

Your Bluetooth Beacon

The LiveLife Watch comes with a Bluetooth Beacon to place inside your home. The Beacon has been programmed by us with the exact co-ordinates of your home address you supplied with your order. When you activate the SOS on your LiveLife Watch while at home it will look for the Beacon and those programmed co-ordinates so it can send that exact location in its help text messages via Google Maps.

If you are outdoors, wearing your LiveLife Watch and out of range of Bluetooth it will use GPS or Wifi to get your location.

Leave your beacon at home

Your beacon is meant to be left at home. If you move house please call us on 1800 936 774 so we can arrange to re-program your beacon. If you holiday in another location purchasing a second beacon could be a sensible option.

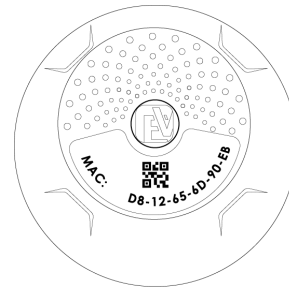
Testing the accuracy of your beacon

You can test your beacon by sending an SMS to your LiveLife Watch from a mobile phone. Send the SMS command: **LOC (not case sensitive)**

If the Watch is on and the Beacon is on the response will be:
Location by Beacon

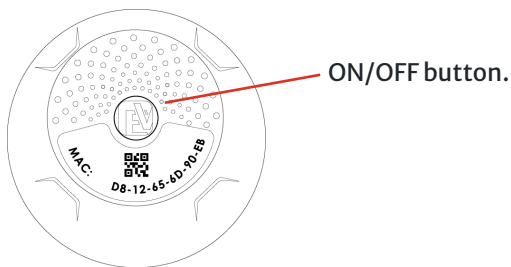
Plus also your location and time information.

- Your bluetooth beacon is already turned on ready to use.

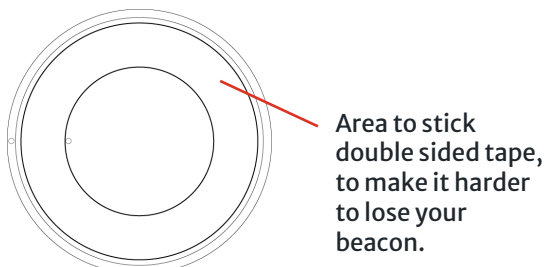


Getting to know your device

Top



Back



Side



Features

1. Compact and lightweight design for easy installation.
2. Designed for use with Live Life Personal mobile alarms.
3. Includes a C2477 button battery, with an estimated lifespan of approximately two years.